


MATRIX[®]

PEDESTALS

LEVELING SYSTEMS

Precision Leveling Solutions



Complete Leveling System

Matrix Pedestal Systems provide a complete, modular solution for elevated surfaces. Designed for precision, durability, and ease of installation, the system supports a wide range of applications including terraces, rooftops, and outdoor living spaces.

System Components

Pedestals—Adjustable height support

Clips & Wedges—Precise spacing and leveling

Accessories— Stability, drainage, and finishing

- Fast installation
- Adjustable height
- Durable & weather-resistant
- Compatible with multiple surfaces

Matrix Pedestals
900 South Ave
Staten Island, NY 10314

info@matrixpedestals.com

matrixpedestals.com






MATRIX
LEVELLING SYSTEM

PEDESTAL SYSTEMS FOR PAVERS & DECKING

Adjustable • Durable • Outdoor
Exterior Rated

Engineered for Elevated Deck Systems



Porcelain & Concrete Paver Systems



ABOUT US

Matrix Pedestal Systems specializes in the manufacturing and distribution of high-quality pedestal systems and accessories for elevated flooring applications, including rooftop decks, terraces, balconies, and commercial outdoor spaces.

With a strong focus on **performance, durability,** and ease of installation, we provide contractors, architects, and distributors with reliable solutions that meet the demands of modern construction. Our products are engineered to deliver consistent results while improving installation efficiency and long-term performance.

We serve a growing network of **customers** across the **United States**, supporting both residential and commercial projects. By combining competitive pricing with dependable quality, Matrix offers a strong value proposition for our partners.



We serve a growing network of **customers** across the **United States**, supporting both residential and commercial projects. By combining competitive pricing with dependable quality, Matrix offers a strong value proposition for our partners.

Our production plant is located in **Spain**, where we proudly manufacture our products under strict quality standards. We are proud to say our systems are **Made in Spain**.





MATRIX PEDESTALS



QUALITY GUARANTEE


We hold Seals and Certificates that guarantee the quality and environmental requirements of our products and manufacturing processes for DIY material.





PEDESTAL SYSTEMS FOR PAVERS & DECKING

Adjustable • Durable • Easy Installation



BUILT FOR

- Rooftop Deck Systems
- Porcelain & Concrete Pavers
- Raised Flooring Systems
- Commercial & Residential Projects

MAXIMUM PERFORMANCE FOR RAISED DECK SYSTEMS

VERSATILE. RELIABLE. BUILT TO LAST

Engineered for Rooftop & Elevated Deck Applications

ADVANTAGES & FEATURES

- Fast and easy installation
- High load-bearing capacity
- Adjustable to meet project requirements
- Helps eliminate surface slope issues
- Ideal for temporary or permanent applications
- Built for outdoor conditions
- Compatible with waterproofing and insulation systems
- Allows proper drainage and airflow beneath pavers

APPLICATIONS

Rooftop decks, terraces, balconies, plazas, walkways, commercial spaces, residential projects


SURFACE MATERIALS

Porcelain pavers, concrete pavers, natural stone, wood decking, composite decking





RAISED DECK FLOORING
& PEDESTAL SYSTEMS



FLOATING FLOOR GRID

Code	Product	Pieces/box	
208531	20" x 20" x 19/16"	4	208531

ACCESSORIES

Code	Product	Count
604121	Matrix Leveling Head	30
208555	Fixed Tile Head	30
208579	Spacing Disc	30
208531	Floating Floor Grid	4



Matrix Leveling head

1/8" leveling head

604121



Fixed Tile Head

3mm - 1/8"

208555



Spacing Disc 3mm

3mm

208579



Floating Floor Grid

20" x 20"

208531




FLOATING FLOOR GRID system uses 20" x 20" modular tiles with Matrix adjustable pedestals for rooftops, terraces, and raised decks. Pedestals allow precise leveling and height adjustment, while the grid provides consistent support and a durable finished surface. Accessories such as spacer tabs and rubber leveling discs improve stability and long-term performance.



Compatible with Matrix Adjustable Pedestal Systems

QUICK & SIMPLE INSTALLATION IN 4 STEPS:

1. Place individual panels on the surface and adjust the height of the pedestals to the lowest setting.
2. Position the tabs flush against each other, clipping neatly together to create a stable and uniform
3. Check that the surface is perfectly level.
4. Install the chosen pavers (ceramic, stone, porcelain, or wood) by placing them on the adjustable pedestals to create a uniform and level adjustment grid, especially at the joints.



One of the key features of the FLOATING FLOOR GRID system is its ease of assembly and flexibility in leveling rooftop terraces and outdoor paved areas. The pedestals are adjustable and, when combined with TILE SPACERS or RUBBER LEVELLING DISCS, make it easy to create a stable and uniform elevated surface over uneven substrates. The grid system is compatible with ceramic, stone, porcelain and wood pavers, and is designed to facilitate water drainage while securely interlocking panels and leveling pedestals to create a secure, durable, and efficient elevated surface.

Designed with stability in mind, the GRID pedestals system also allows for seamless access under the elevated surface for the passage of electrical wiring, plumbing, and other infrastructure. Easy to assemble and adjust, the FLOATING FLOOR GRID system offers a practical and reliable solution for modern constructing projects, with a focus on efficiency.

Fixed Pedestals

Code	Description	Pcs, box
900301	6" x 6" x 9/16" 1/8" spacer tab 7/16 top tab	100
684903	6 13/16" X 6 13/16" X 9/16 Top Tab 7/16" Spacer Tab 1/8"	100
604150	1/16 Shim for pedestals	100
604151	1/8 Shim for pedestals	100



Paver Pedestal Round

900301



Paver Pedestal

684903




1/16" Shim

604150



1/8" Shim

604151



Fixed pedestals are plastic supports available in various heights for creating elevated rooftop terraces, balconies, and other outdoor paved areas. These pedestals serve as a cost-effective, durable solution and are non-adjustable, maintaining consistent height. They facilitate water drainage by lifting the tiles above waterproof membranes or concrete slabs. Made from polypropylene, these fixed pedestals resist weathering, are impermeable, and can potentially prevent water pock.



ADVANTAGES:

- ✓ Low installation cost
- ✓ Extremely useful on accessible surfaces for inspecting waterproof membranes, insulation, and surface installations
- ✓ Promotes proper water drainage below the flooring
- ✓ Polypropylene composition is waterproof, durable, and resistant to weathering



Adjustable Pedestal Systems

Engineered for Precision Height Adjustment



3X Adjustable Pedestal

Height Range: 3/4" - 1"

3/16" Spacer Tab · 9/16" Top Tab
Included

Item Code: 647864

30 Units per Box



4X Adjustable Pedestal

Height Range: 1" - 1 1/2"

3/16" Spacer Tab · 9/16" Top Tab
Included

Item Code: 647865

30 Units per Box



5X Adjustable Pedestal

Height Range: 1 1/2" - 2"

3/16" Spacer Tab · 9/16" Top Tab
Included

Item Code: 647866

30 Units per Box



6X Adjustable Pedestal

Height Range: 2" - 3"

3/16" Spacer Tab · 9/16" Top Tab
Included

Item Code: 648188

30 Units per Box



7X Adjustable Pedestal

Height Range: 3" - 5"

3/16" Spacer Tab · 9/16" Top Tab
Included

Item Code: 604134

30 Units per Box



8X Adjustable Pedestal

Height Range: 5" - 8 7/8"

3/16" Spacer Tab · 9/16" Top Tab
Included

Item Code: 604135

15 Units per Box





High Elevation Pedestal Systems

Expandable Height Solutions with Matrix Couplers

Matrix pedestal systems can be extended beyond standard height ranges using **Matrix Couplers**. Each coupler adds 4 inches of additional height, allowing for flexible solutions across rooftop decks, terraces, and elevated structures.

Expandable Height System



Configuration	Approx Height
Pedestal Only	Up to 8 7/8"
+ 1 Coupler	Up to ~ 12-13"
+ 2 Couplers	Up to ~ 16-17"
+ 3 Couplers	Up to ~ 20-21"

Item Code: **604147**

✓ Why Matrix System

- Simple modular extension (no complicated assemblies)
- Faster installation vs stacked systems

Matrix Coupler

- Adds 4" to pedestal height
- Compatible with Matrix Adjustable Pedestals
- Durable threaded connection



Item Code: **604147**

30 Units per Box



Matrix Pedestal Components

Essential Accessories for Adjustable Pedestal Systems



Matrix Self-Leveling Head

1/8" Leveling
3/16" spacer tab 9/16 top tab
Item Code: 604121
30 Units per box



Matrix Self-Leveling Flat Head

1/8" Leveling
No Spacer Tab
Item Code: 204687
30 Units per box



Matrix Self-Leveling Joist Head

1/8" Leveling
For Cross Joist Applications
Item Code: 204717
30 Units per box



Matrix Self-Leveling Head Single Direction

1/8" Leveling
For Straight Joist Applications
Item Code: 204700
30 Units per box



Matrix Shock Absorber

1/8 Thickness
Item Code: 604125
100 Units per box



Matrix Coupler

Adds 4" to Pedestal Height
Item Code: 604147
30 Units per box



Matrix Lock Ring

Secures Pedestal Components
Item Code: 204625
100 Units per box



Matrix Leveling Disc

2% Slope Correction
Item Code: 604123
100 Units per box



Scan to view full product specs, installation guides, and system details



Modular System Example

Combine pedestals with Matrix Couplers and components to achieve extended height ranges and versatile configurations.

Matrix components work together to create a complete modular pedestal system. Designed for flexibility and ease of installation, they provide precise height adjust-



Matrix Pedestal Components

Essential Accessories for Adjustable Pedestal Systems



Matrix Center Cross Spacer
 3 mm (1/8") & 4 mm (5/32") joint spacing
 Item Code: 204649 / 207312
 120 Units per box



Matrix Straight Spacer
 1/8"
 Spacer Tab
 Item Code: 204656
 120 Units per box



Matrix Joist Head Straight
 Supports joists in straight (inline) applications
 Item Code: 204670
 120 Units per box



Matrix Joist Head Cross
 Supports joists in cross-direction applications
 Item Code: 204663
 120 Units per box



Matrix Central Fixing Screw
 Secures pedestals and prevents uplift in high-wind conditions
 Item Code: 204779
 500 Units per box



Matrix Wall Spacer
 Creates spacing from walls for proper drainage and water flow
 Item Code: 204724
 100 Units per box



Matrix Bottom Edge Clip
 Creates a clean vertical edge finish for perimeter applications
 Item Code: 204809
 100 Units per box



Matrix Top Edge Clip
 Creates a clean vertical edge finish for perimeter applications
 Item Code: 204793
 100 Units per box



Matrix Adjustment Key
 Allows precise pedestal height adjustment
 Item Code: 604122
 4 Units per box



Matrix Drill Adapter Tool
 Allows pedestal height adjustment using a power drill
 Item Code: 206148
 12 Units per box

Scan to view full product specs, installation guides, and system details

Matrix components work together to create a complete modular pedestal system. Designed for flexibility and ease of installation, they provide precise height adjustment and reliable performance across a wide range of applications.



PORCELAIN PAVERS



Paterella Cream



Ayi Cream



Black Anthracite




Bluestone



Duro Concrete



Ayi Gray



Panterella Gray



Pewter



Shell

PEDESTAL SPACING & ESTIMATION GUIDE

1 PEDESTAL = 4 SQ FT (STANDARD RULE)

QUICK ESTIMATION

PROJECT SIZE	PEDESTALS
100 Sq Ft	25
200 Sq Ft	50
300 Sq Ft	75
500 Sq Ft	125
1,000 Sq Ft	250

WHEN TO INCREASE SUPPORT

- Large format pavers
- Thin porcelain
- High traffic
- Uneven substrates

Add 10–20% more pedestals

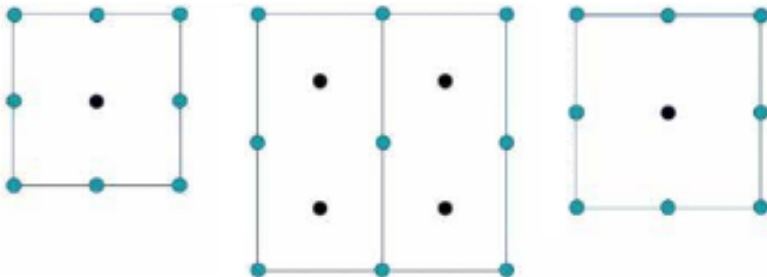
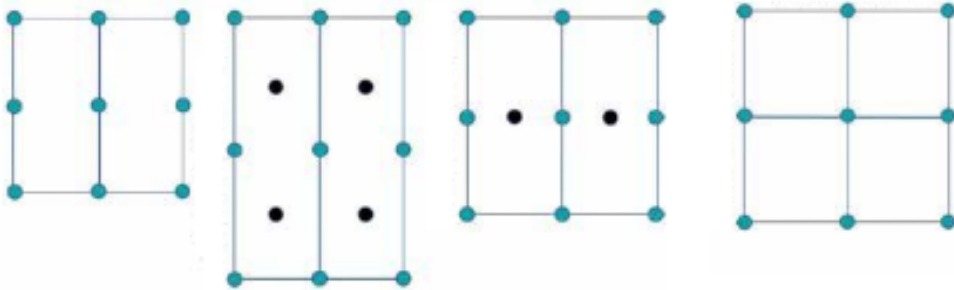
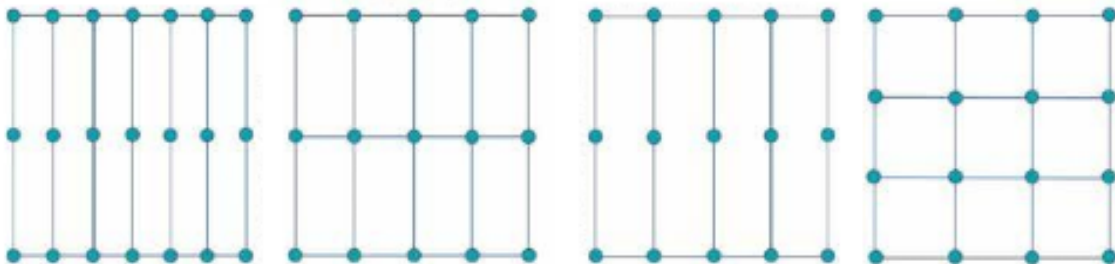
CENTER SUPPORT

Add 1 pedestal at center of large pavers

PERIMETER SUPPORT

Edges, borders, transitions

Place your pedestal layout diagrams here. Maintain tight grouping, centered alignment, and consistent spacing between rows for best visual balance.



● Pedestal ● Center Pedestal



Stonehenge Porcelain Pavers – Features & Technical Specifications

StonehengeUS porcelain pavers are suitable for patios, roof decks, rooftop terraces, balconies, driveways, pool deck areas and more. They are easy to clean and maintain. High-tech manufacturing processes involving the use of specialized clay materials, high temperatures, and pressures result in a paving tile of unique strength and hardness, extremely resistant to external abrasion and even scratching. Porcelain pavers are ideal for both major commercial and residential projects. With a water absorption level less than 0.01% our pavers reduce the risk of mold or frost damage. Choose from 9 colors to perfectly match your projects design

- 24" x 24" (24" x 36" on select colors Avi Gray & Pateralla Cream)
- 3/4" thick
- Easy to clean
- High cracking endurance
- Provides antiskid property
- Durable against thermal shock
- Water absorption level is less than 0.01%
- Resistant against freezing and fire
- Resistant against salt, mold, moss, pesticide

Product/Material: Porcelain

Technical Data

- High cracking endurance (more than 1.000 kg/cm2)
- Easy to remove, renew and re-apply.
- Provides antiskid property (R10&R11 / A-B-C).
- Durable against thermal shock.
- Water absorption level is less than 0,01 %. Resistant against freezing and fire.
- Easy to clean, can be washed with pressure wat
- Resistant against salt, mold, moss, pesticides.
- Apparatuses are recyclable, resistant against acid and basic solutions durable against temperatures between -30°and +120°.

900601	Porcelain Paver – 24" x 24" x 3/4" – Paterella Cream
900602	Porcelain Paver – 24" x 24" x 3/4" – Ayi Cream
900603	Porcelain Paver – 24" x 24" x 3/4" – Black Anthracite
900604	Porcelain Paver – 24" x 24" x 3/4" – Bluestone
900605	Porcelain Paver – 24" x 24" x 3/4" – Duro Concrete
900606	Porcelain Paver – 24" x 24" x 3/4" – Ayi Gray
900607	Porcelain Paver – 24" x 24" x 3/4" – Panterella Gray
900608	Porcelain Paver – 24" x 24" x 3/4" – Pewter
900609	Porcelain Paver – 24" x 24" x 3/4" – Shell

Specifications

tile dimesnion: 24"x24"x 3/4"
 pcs/box: 2
 sf/box: 8
 box/pallet: 32
 sf/pallet: 256
 lbs/box: 70.54
 lbs/pallet: 2,314

tile dimesnion: 60cm x 60cm x 2cm
 pcs/box: 2
 m2/box: 0,72
 box/pallet: 32
 m2/pallet: 23,04
 kgs/box: 32
 kgs/pallet: 1050

MATRIX



Scan to view full product specs, installation guides, and system details



Pedestal Spacing Chart for Pavers | Height Guide for Deck Pedestal Systems

The number of pedestals required depends on the size, thickness, and load requirements of the pavers being installed. In most applications, pedestals are positioned at each corner of the paver. Larger format pavers or heavier load conditions may require additional support at midpoints or center locations. Always follow manufacturer guidelines for proper spacing and support.

MATRIX PEDESTAL HEIGHT CHART

Model	Type	Height Range	Spacer Tabs	Top Tab
Paver Pedestal	Fixed Height	9/16"	1/8"	7/16"
Paver Pedestal Round	Fixed Height	9/16"	1/8"	7/16"
3X Pedestal	Adjustable	3/4" – 1"	3/16"	9/16"
4X Pedestal	Adjustable	1" – 1 1/2"	3/16"	9/16"
5X Pedestal	Adjustable	1 1/2" – 2"	3/16"	9/16"
6X Pedestal	Adjustable	2" – 3"	3/16"	9/16"
7X Pedestal	Adjustable	3" – 5"	3/16"	9/16"
8X Pedestal	Adjustable	5" – 8 7/8"	3/16"	9/16"

Pedestal Spacing & Height Chart for Pavers and Rooftop Deck Systems

Pedestal spacing and quantity may vary depending on paver size, thickness, and load requirements. Always follow the paver manufacturer's guidelines and recommended spacing for proper support and long-term performance.

Typical Pedestal Layouts for Common Paver Sizes (Spacing Guide)

Common paver sizes include 24" x 24", 24" x 48", 30" x 30", 36" x 36", and 48" x 48".

Pedestal layout and spacing will vary depending on paver dimensions, thickness, and load requirements.




How to Calculate Pedestals for a Paver Deck (Simple Formula & Example)


For 24" x 24" pavers, pedestal quantities can be estimated using a simple formula:

$$\text{Pedestals Needed} = \text{Paver Count} + (\text{Perimeter} \div 2) + 10\% \text{ Extra}$$


This method provides a practical estimate for most rooftop deck and terrace applications.

How to Calculate Pedestals for a Paver Deck

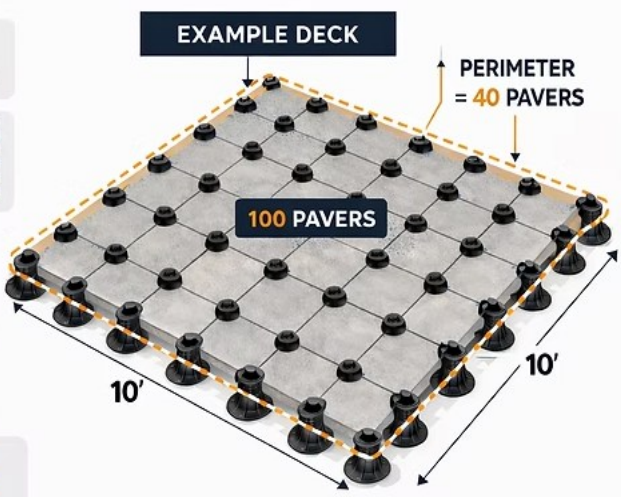
1 Use 1 pedestal for every paver. 

2 Count the pavers along the outside perimeter. 

3 Divide the perimeter number by 2.  + 2

4 Add that number to your total paver count. 

5 Add 10% extra for cuts & adjustments. **+ 10%**



FINAL FORMULA

PAVER COUNT	+	(PERIMETER \div 2)	+	10% EXTRA	=	TOTAL PEDESTALS
100	+	(40 + 2 = 20)	+	+ 10%	=	132 PEDESTALS



Scan to view full product specs, installation guides, and system details



Deck Joist Spacing for Pedestal Deck Systems (16" – 24" On Center)

Deck joists are typically spaced 16" to 24" on center, depending on the joist manufacturer's specifications and the type of decking system used. Proper joist spacing is critical to ensure structural support, stability, and long-term performance. Always follow manufacturer guidelines when installing pedestal-supported deck systems.

Deck Joist Spacing for Pedestal Systems

Joists are typically spaced **16"–24" on center**, depending on the joist manufacturer's specifications and the type of decking used. Pedestals support the joist structure, which then supports the decking boards installed above.

Always follow the joist manufacturer's recommendations to ensure proper structural support.



Pedestals are typically placed every **24" – 48"** along the joist depending on load requirements and joist manufacturer recommendations.

Matrix adjustable pedestals support wood, aluminum, and composite joist systems used in rooftop deck installations.

These systems are commonly used for rooftop decks, terraces, and plaza applications. Our pedestal spacing guide helps determine proper layout, height, and support spacing for porcelain pavers, concrete pavers, and deck joist systems.

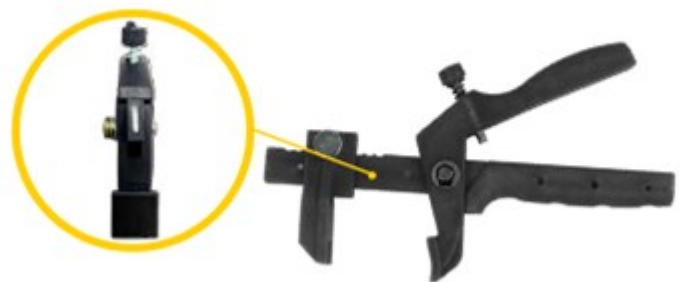


TILE CLIPS AND WEDGES

CODE	PRODUCT	DISCRIPTION	COUNT
207817	Matrix Clip 1/32" - 1mm	Standard Clip -- 1 mm	250
207824	Matrix Clip 1/16" - 1.5mm	Standard Clip -- 1.5 mm	250
207848	Matrix Clip 1/8" - 3mm	Standard Clip -- 3 mm	250
207855	Matrix Professional wedge 22m - 0.87"	Professional wedge 22m - 0.87"	150

TILE CLIPS AND WEDGES PLIERS

CODE	PRODUCT	DISCRIPTION	COUNT
207862	Matrix Metallic plier	Metallic plier	3





TILE ROLL THREAD AND CLIPS

CODE	PRODUCT	DISCRIPTION	COUNT
208043	Martrix Roll Thread	Roll Thread	100
208050	Matrix Roll clip 1/32" - 1mm	Roll clip 1/32" - 1mm	200
208067	Matrix Roll clip 1/16" - 1.5mm	Roll clip 1/16" - 1.5mm	200
208081	Matrix Roll clip 1/8" - 3mm	Roll clip 1/8" - 3mm	200
208098	Matrix Protector	Protector	100



MATRIX ROLL THREAD



MATRIX ROLL CLIP



MATRIX ROLL PROTECTOR

MATRIX[®]

PEDESTALS

COMPLETE LEVELING SYSTEM



A complete solution for precise tile leveling and pedestal support systems. Designed for strength, accuracy, and ease of installation.

- ✓ **Standard Clips** – Multiple sizes for precise spacing
- ✓ **Universal Wedges** – Compatible with all clip sizes
- ✓ **Roll System** – Fast and efficient installation
- ✓ **Pedestal Systems** – Adjustable support for exterior applications

Engineered for Precision. Built for Performance.





Engineered for Precision.

Trusted by Professionals

Adjustable Pedestal Systems • Tile Leveling Solutions

Scan for Product Details & Installation Guides



Matrix Pedestals
900 South Ave
Staten Island, NY 10314

info@matrixpedestals.com

matrixpedestals.com



Made in Spain under strict quality standards