MATRIX PEDESTALS™

PEDESTAL SUPPORT SYSTEM FOR PAVERS





MATRIX PEDESTALS

4X ADJUSTABLE PEDESTAL

ADJUSTS FROM 1″ – 1 1/2″

9/16” TOP TAB with 3/16” SPACER INCLUDED

Item Code: 647865

30 UNITS PER BOX

Matrixpedetsals.com

MATRIX PEDESTALS™

AUTOLEVELLING

MATRIX
AUTOLEVELLING HEAD CROSS 3 mm

MATRIX
AUTOLEVELLING HEAD.

MATRIX
AUTOLEVELLING HEAD FOR WOODEN BEAM HEAD HOLDER - 40-50 mm

MATRIX
AUTOLEVELLING HEAD FOR WOODEN BEAM HEAD SIMPLE - up to 80 mm.

GENERAL ACCESSORIES

MATRIX
Straight spacer 3mm. (bag 40 units) Height 16mm.

MATRIX
DAMPER TB-A (40 Units Bags)

MATRIX
Plus shape formed joint strips can be sit in the middle of pedestal and have 3mm thickness. Height 16mm.

MATRIX
ADJUSTABLE HEIGHT COMPLEMENT.

MATRIX
This type of carcass assembly equipment is put every point on pedestal except central point.

MATRIX
FIX COLLAR TB-CR.

MATRIX
X formed Carcass Assembly Equipment does sit on top and central of the pedestal.

MATRIX
Slope Correctors, sit under bottom pedestal, avoids all impacts from drain slopes.

OTHER ACCESSORIES

TB-SP
WALL SPACER

TB-MBF
METALLIC BOTTOM FRAME.

TB-MTF
METALLIC TOP FRAME.

TBR-AK
HEIGHT ADJUSTABLE KEY

TB-PV
SCREW WIND PROTECTOR TB-PV (100 units Bag).

Application

Adjustable pedestals Matrix allow to regulate accurate and permanent height. Can support any type of ceramic or timber decking, stone, concrete paving or flag material, as well as fiber glass or metal grid panels.

Suitable for any kind of stable substrate, including applications directly over insulation panels.

Covering size	m² / pcs.
30 x 30 cm	13,80
40 x 40 cm	7,80
30 x 60 cm	6,70
40 x 60 cm	5,20
50 x 50 cm	5,00
60 x 60 cm	3,50

STATEN ISLAND BUILDING PRODUCTS 900 SOUTH AVE
SUITE 41 STATEN ISLAND N.Y 10314

MATRIX PEDESTALS TM
900 SOUTH AVE, STATEN ISLAND N.Y 10314

MATRIXPEDESTALS.COM

MATRIX ADJUSTABLE
Model: 4X
Measures: 1″ – 1 1/2″
Unit weight: 217g.

BOX

UNITS: 30

Matrix pedestal for raised floors with adjustable height from1″ – 1 1/2″ .

Pedestals are composed by a cylindrical base element of 200 mm diameter for resting on the laying
surface, an intermediate screw with a locking security system.

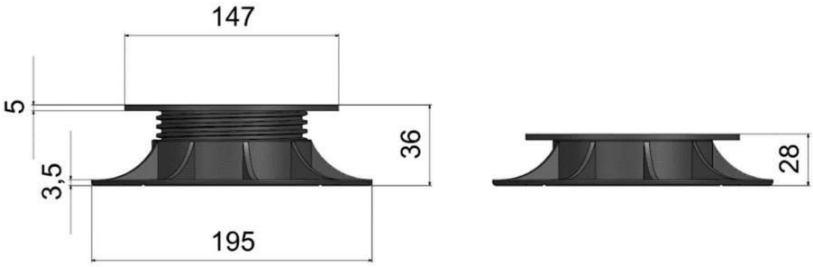

Technical Features

The products are produced From Recycled (PP).
Height range is 28 to 40 mm.
This pedestal is comprised with base, head and slope corrector.
Top-diameter 147mm, surface area 170 cm2 and wall thick 5mm.
Bottom-diameter 195 mm, surface area 299 cm2 and wall thick 5,5 mm.
Resistant to bad weather conditions, UV light, aging and most of chemical reaction.

Test results

Position	Height (mm)	Load (daN)
1/1	28	2270
1/2	28	1785
1/4	28	1125
1/1	40	1560
1/2	40	1290
1/4	40	790

1/1: Load evenly applied across entirety of the load-bearing surface

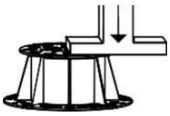

1/2: load applied to half of load-bearing surface.

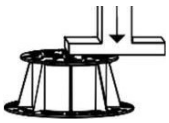

1/4: load applied to one quarter of the load-bearing surface.

1 daN = 1 kg / f = 2,23 lb /f

Understanding Matrix Pedestal Load Testing

Matrix adjustable pedestals are laboratory tested under multiple load-distribution conditions to simulate real-world raised flooring and paver installations. The load charts shown on the Matrix technical data sheets represent controlled structural testing scenarios under different surface loading conditions.

Full Surface Load (1/1)

The load is distributed evenly across the entire top surface of the pedestal. This represents the most favorable loading condition, such as a large paver centered evenly on the pedestal.

Half Surface Load (1/2)

The load is applied to only half of the pedestal surface. This simulates edge loading or off-center bearing conditions commonly encountered in raised flooring systems.

Quarter Surface Load (1/4)

The load is concentrated on one quarter of the pedestal surface. This is the most demanding condition and simulates concentrated corner loading or point-load scenarios.

Load Distribution	Height	Load (kg)	Load (lbs)
Full surface (1/1)	133mm (5.24")	1,590 kg	3,505 lbs
Half surface (1/2)	133mm (5.24")	1,045 kg	2,304 lbs
Quarter surface (1/4)	133mm (5.24")	605 kg	1,334 lbs
Full surface (1/1)	225mm (8.86")	1,395 kg	3,075 lbs
Half surface (1/2)	225mm (8.86")	985 kg	2,171 lbs
Quarter surface (1/4)	225mm (8.86")	715 kg	1,576 lbs

Engineering & Material Performance
Structural performance is determined by engineering design, geometry, and material composition — not simply by visible wall thickness. Modern engineered polypropylene compounds and reinforcing additives allow today's pedestal systems to achieve significantly higher structural performance compared to many earlier-generation pedestal designs, even when using more optimized wall profiles.

Important Structural Note
In raised flooring systems, the pedestal is typically not the limiting structural component. In many applications, the porcelain or concrete paver itself will reach its failure point before the pedestal structure underneath.

For larger format pavers and concentrated point-load applications (such as outdoor furniture, terraces, commercial traffic areas, or rooftop installations), Matrix recommends the use of additional center pedestal support to reduce tile flex and improve load distribution.

Matrix adjustable pedestals are engineered for commercial and residential raised flooring applications and are designed to perform competitively with major pedestal systems in the market.